

The allegria

A GREG NORMAN SIGNATURE COURSE

EXPERIENCE TROON GOLF®

A  **SODIC** DEVELOPMENT

CAIRO • EGYPT

WHEN USING THIS BOOK: **All distances on the course are measured in yards.** Sprinkler heads are measured to the centre of the green and are indicated throughout with a white dot (○). Distances to the landing areas or hazards are measured from the fixed tee marker to the indicated point.

YARDAGE GUIDE BY *Best* APPROACH, © 2011
1-877-235-9500 • www.BestApproach.com



Located in Sheikh Zayed City, off the Cairo-Alexandria Desert Road and adjacent to other SODIC projects such as Westtown, Beverly Hills and Autoville, is Allegria – a high end, residential community created to encourage families to enjoy the simple pleasures of life.

The Allegria Golf Club features Egypt's first and only Greg Norman signature golf course that offers over 30 different home designs by world class architects that span the globe – from Egyptian architects Shahira H. Fahmy and the prominent firm KCRG to the US based Michael Graves, Arquitectonica and Mark Mack.

The master plan for the project was designed by the world renowned New York based firm EDAW, which won an award of merit from the American Society of Landscape Architects (ASLA) for their work on The Allegria Golf Club. The project has also received CNBC Arabian Property Awards in 2008 for Best Development, Best Golf Development in Egypt and Best Architecture (Multiple Units) in 2009.

The Allegria Golf Club is a short walk away from Westtown, the new mixed-use city centre designed in collaboration with Solidere International that is destined to become the urban hub of west Cairo.



Greg Norman
SIGNATURE COURSE

Greg Norman Golf Course Design was established in 1987 in Australia and is now one of the premier signature golf course design firms worldwide with more than 90 completed or ongoing projects around the world. Greg Norman himself uses his experience playing on some of the world's most beautiful and exclusive golf courses in designing his own.

The Allegria Golf Club is a stunning 18 hole Greg Norman signature course — the first of its kind in Egypt — designed by the legendary golfer, who spent 331 weeks as the world's No. 1 golfer in the 1980s and 1990s, earning the nickname of "The Great White Shark." Norman recently demonstrated his skill by finishing tied for third place at the 2008 British Open.



TOURNAMENTS & GROUP EVENTS

The Allegria Golf Club invites you to take pleasure in friendly competition at a variety of tournaments and events where all types of golfers from scratch players to high handicappers can enjoy their participation.

The love of golf and thrill of competition! Let us help you plan your next golf outing. We take care of all the details for group events of every occasion from leisurely retreats and company outings to competitive events where golf is an integral part of the program.

At The Allegria Golf Club, we understand more than anyone how to make a golf event successful and truly memorable. We look forward to serving you.

THE ALLEGRIA GOLF ACADEMY

The Allegria Golf Academy provides you with world class golf instructions you deserve. Whether you are a beginner or an accomplished golfer, our certified professionals will introduce you to the finest golfing experience and or assist you to improve your game. Packages have been designed to your individual needs at Egypt's premier golfing destination.

The allegria

A GREG NORMAN SIGNATURE COURSE



TEMPORARY CLUBHOUSE

3

4

5

16

6

2

17

15

7

N

PRACTICE FACILITY

1

8

14

GOLF ACADEMY

18

13

CLUBHOUSE

9

11

10

12


1



PAR 4

● 519 ● 481 ● 455 ● 405

The first hole is a par 4 measuring over 500 yards from the back tees. This hole plays downhill to a generous landing area, followed by a straightforward approach to the green with a bailout area to the right.



DEPTH = 39

2



PAR 5

● 567 ● 530 ● 453 ● 421

● 333
● 295
● 216
● 183

● 311
● 273
● 194
● 161

● 256
● 223
● 146
● 114

The second hole is a risk/reward, medium length par 5 that demands an accurate drive from the tee box. You will be faced with two options for your second shot: lay up or go for the green, which will demand perfection as water awaits on the left and a greenside bunker on the right.

FROM THIS SPRINKLER	SPRINKLER TO POINT A
236	172
244	182
256	192
264	202
277	213
291	226
298	235



DEPTH = 42



3



PAR 4

● 401

● 357

● 324

● 286

● 256
● 216
● 182
● 148

● 298
● 255
● 220
● 182

● 273
● 230
● 194
● 156

● 221
● 180
● 147
● 113



DEPTH = 33

The third hole is an average length par 4 that plays right to left with fairway bunkers directing the tee shot. A large bunker guards the front left portion of the green.

4




PAR 3

● 229

● 190

● 161

● 119



DEPTH = 47

The fourth hole is a par 3 that plays downhill with an enormous waste bunker down the left side. There is a smaller formal bunker in the fairway on the right side of the hole that keeps your tee shot honest, as well as visually turns the hole.


5




PAR 4

● 444 ● 407 ● 373 ● 349

The fifth hole is a par 4 that plays right to left with a variety of bunkers on the right side of the landing area. Placing your tee shot close to the bunkers on the right will allow for an easier approach shot into the green, which is guarded by bunkers to the front and back.



DEPTH = 38



6




PAR 5

● 558 ● 528 ● 488 ● 461

FROM THIS SPRINKLER	SPRINKLER TO POINT A
248	174
258L	186
258R	183
271	195
289	215
300	228
301	233

 ● 299
 ● 266
 ● 224
 ● 195

 ● 336
 ● 306
 ● 266
 ● 240

 ● 240
 ● 212
 ● 177
 ● 157


DEPTH = 30

The sixth hole is a medium-length par 5 that plays straight ahead. The tee shot yields to a generous landing area with several bunkers to the left. A challenging green boomeranged around a small pot bunker demands a carefully calculated approach shot.

7




PAR 3

● 180

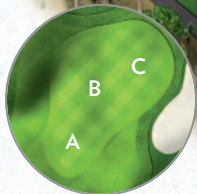
● 167

● 149

● 122



The seventh hole is an average length par 3 with a lake chasing the right side of the hole. It is ideal to shape your shot from left to right. A pin placement on the left side of the green will be an easy target with only grassed fairway depressions to avoid, but a “Sunday” right pin placement forces a carry over the “watery grave” to a location embraced by a subtle bunker.



DEPTH = 39

8



PAR 4

● 401



● 371

● 337

● 308

●	293
●	262
●	227
●	195

The eighth hole is a medium-length par 4 that plays uphill to a double green. The landing area is supported by a bunker on the far right side and is turned by the intruding desert landscape to the left. The approach shot to the double green is secured with bunkers in front and behind. The closer your tee shot is to the fairway bunker on the right, the simpler your approach shot will be into the green.



DEPTH = 38

9



PAR 4

● 409

● 384

● 358

● 314

A shorter, strategic par 4, the ninth hole will exhibit one's driving ability and accuracy.

●	266
●	241
●	217
●	173

●	321
●	296
●	269
●	222

●	223
●	199
●	175
●	132



DEPTH = 30

The fairway swings around two bunkers on the left that can be carried with a good drive, but landing your tee shot too far right will produce a blind approach shot to the green. A clear day will render a view to the great Pyramids of Giza!


101

PAR 4

● 382 ● 353 ● 307 ● 280



The tenth hole is a medium-length par 4 that plays uphill to an elevated green. Avoiding the bunker complex on the right is crucial for positioning your approach to the green. The large, elevated green has bunkers tucked beneath the left side with plenty of bailout area to the right.



DEPTH = 40

11



PAR 4

● 499

● 462

● 426

● 395

●	328
●	290
●	256
●	228

●	257
●	219
●	187
●	159

61 •
82 •
102 •
94 •
123 •
136 •
145 •
164 •
175 •
186 •
206 •
218 •
230 •
239 •
252 •



DEPTH = 33

The eleventh hole is a long par 4 with a blind tee shot to the green. This hole plays left to right with bunkers on the left of the landing area, turning the tee shot towards the green. Although the tee shot is uphill, the approach shot from the landing area is downhill. A good tee shot will ease the approach shot to a pear shaped green with bunkers protecting the back side.

12

PAR 3


● 150

● 143

● 127

● 107

The twelfth hole is a short par 3 playing slightly uphill. In order to reach the receptive putting surface, you must carry the native waste bunker, as well as the tiny pot bunker. Shaping a shot from right to left will help avoid the back right bunker.



DEPTH = 30

13

PAR 4

● 388

● 355


● 327

● 267

● 296
● 264
● 236
● 178

● 268
● 237
● 209
● 151

● 357
● 325
● 296
● 238



DEPTH = 37

57 •
• 73
• 61
83 •
102 •
• 125
146 •
• 166
188 •
208 •
96 •
116 •
138 •

The thirteenth hole is a medium-length par 4 that plays downhill. An accurate drive is necessary to thread the bunkers framing the landing area. The approach is to a double green complex shared with the eighth hole. A perfect tee shot will reward you with a birdie.

14

PAR 4


● 319

● 286

● 251

● 227

●	292
●	260
●	225
●	201



DEPTH = 33

The fourteenth hole is a risk/reward par 4. This short, drivable hole plays downhill to the small green. The green is situated in between a few bunkers for a left to right approach. A rocky creek snakes down the right side of the hole, which ends in a unique water bunker. Lay up left for a simple par, or test your skills for a routine birdie!

15

PAR 5

● 541 ● 487 ● 448 ● 426

A

B

FROM THIS SPRINKLER	SPRINKLER TO POINT A	SPRINKLER TO POINT B
216L	141	184
216R	149	188
237	162	205
256	188	228
257	183	226
288	216	258

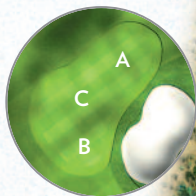
The fifteenth hole is a medium-length par 5 that plays right to left to the first landing area, then left to right towards the green. You can cut the corner by carrying the bunker on the left side of the first landing area, and will ultimately reduce your distance to the green. Get your second shot close to the bunkers on the left for an easy approach into the green, but if you bail out right, be prepared to carry a tough greenside bunker.

● 262
● 211
● 176
● 157

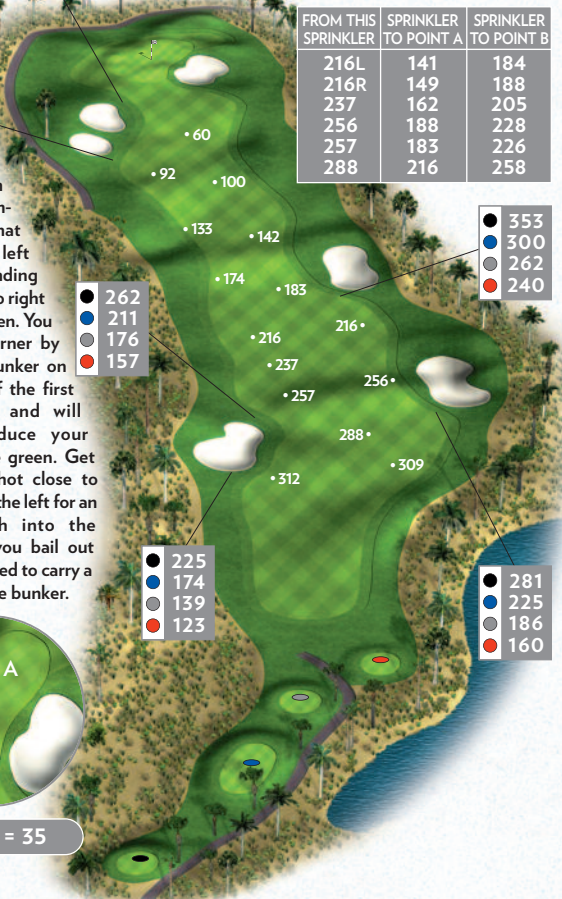
● 353
● 300
● 262
● 240

● 225
● 174
● 139
● 123

● 281
● 225
● 186
● 160



DEPTH = 35



16

PAR 3

● 221

● 167

● 152

● 122



DEPTH = 36

Coming down the stretch will test the player's skills with three tough finishing holes. The sixteenth is a long par 3 with a large intimidating bunker cut in front of the hole, wrapping around the right side of the green. There is a bailout area left to protect a good score, and a collection area behind the green ... so miss long!



17




PAR 4

● 483 ● 446 ● 392 ● 333

● 341
● 305
● 249
● 191

● 292
● 255
● 199
● 140



DEPTH = 33

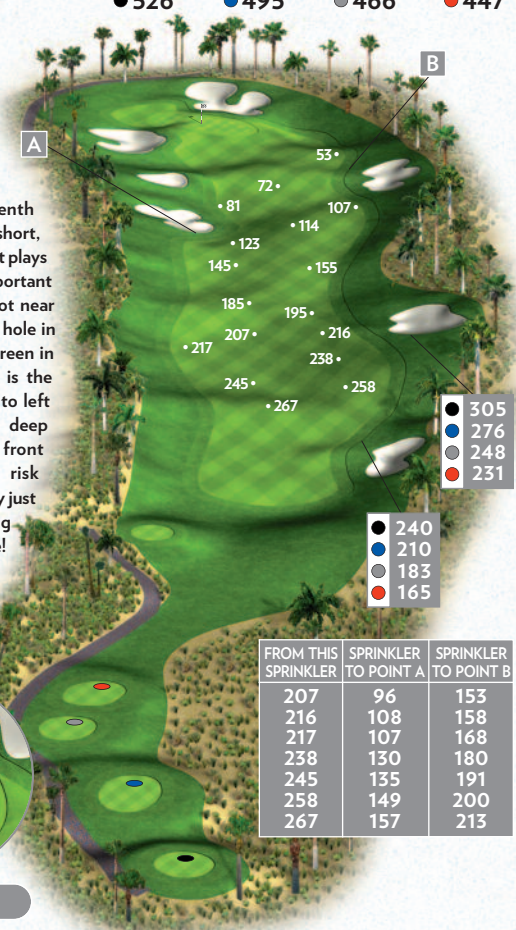
The seventeenth hole is a long, penal par 4. This left to right monster shares the lake with the second hole. After the forced carry is approved, there is an approach shot to an elevated green with a series of bunkers front right. This hole may define your round, so look for par here!

18

PAR 5

● 526 ● 495 ● 466 ● 447

Finally, the eighteenth hole. This par 5 is a short, risk / reward hole that plays right to left. It is important to keep your tee shot near the right side of the hole in order to reach the green in two shots. The key is the approach to a right to left green that exhibits deep greenside bunkers front and back. You can risk making double bogey just as easy as rewarding yourself with a birdie!



FROM THIS SPRINKLER	SPRINKLER TO POINT A	SPRINKLER TO POINT B
207	96	153
216	108	158
217	107	168
238	130	180
245	135	191
258	149	200
267	157	213

DEPTH = 34

THE TEMPORARY CLUBHOUSE

The Allegria Golf Club clubhouse is located on the 5th green, offering a full service restaurant and bar where breakfast, lunch and dinner are served among the beauties of natural surroundings.

A part of the clubhouse is also a boutique golf shop that will feature major golf merchandise brands.



For inquiries about Membership, Corporate Sponsorship or Golf Tournaments and Events, please do not hesitate to contact us.

OUR MISSION

*To create extraordinary
guest and member
experiences by delivering
superior service, amenities
and playing surfaces.*

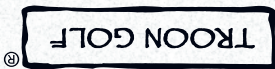


www.troongolf.com

*The Allegria Golf Club is managed by Troon Golf,[®]
the leader in upscale golf course management.*

THE ALLEGRIA GOLF CLUB
ALLEGRIA K.M. 38 CAIRO-ALEXANDRIA DESERT ROAD, SHEIKH ZAYED
SIXTH OF OCTOBER, EGYPT
TEL.: +2 012 3779778 | FAX: +2 012 8890633 | WWW.THEALLEGRIA.CAIRO.COM

www.troongolf.com



SIGNATURE COURSE

A stylized, handwritten signature in black ink, which appears to read "Greg Norman". The signature is written in a cursive, flowing style with a large, sweeping underline.